

Scaled data based on original data using  
LM-79-08 Approved Method: Electrical and Photometric Measurements of Solid-  
State Lighting Products

Test Report Prepared for  
Cooper Lighting Solutions  
(formerly Eaton)

Brand: McGRAW-EDISON

Report Number: P386075

Luminaire Tested: **GWC-SA1D-722-U-RW**

Issue Date: 3/3/2020

**Test Information**

Test Method: LM-79-08  
Report Number: P386075  
TEST IS SCALED FROM IESNA LM-79-08 TEST DATA (G2-1903-205-7)  
Test Lab: INNOVATION CENTER  
Issue Date: 3/3/2020  
Manufacturer: COOPER LIGHTING SOLUTIONS (FORMERLY EATON)  
Product Line: MCGRAW-EDISON  
Catalog Number: GWC-SA1D-722-U-RW  
Description: GALLEON WALL LUMINAIRE  
(1) 70 CRI, 2200K, 1200mA LIGHTSQUARE WITH 16 LEDS AND RECTANGULAR WIDE OPTICS  
Light Source: -  
Ballast/Driver: ELECTRONIC DRIVER

**Summary**

Lumens per Lamp: N/A  
Luminaire Lumens: 6228 lumens  
Efficiency: N/A  
Efficacy: 94.4 lumens/watt  
Luminous Opening: Rectangular (W 0.5' x L: 0.5' x H: 0')  
IES Classification: Type III - Short  
BUG Rating: B3 - U0 - G3

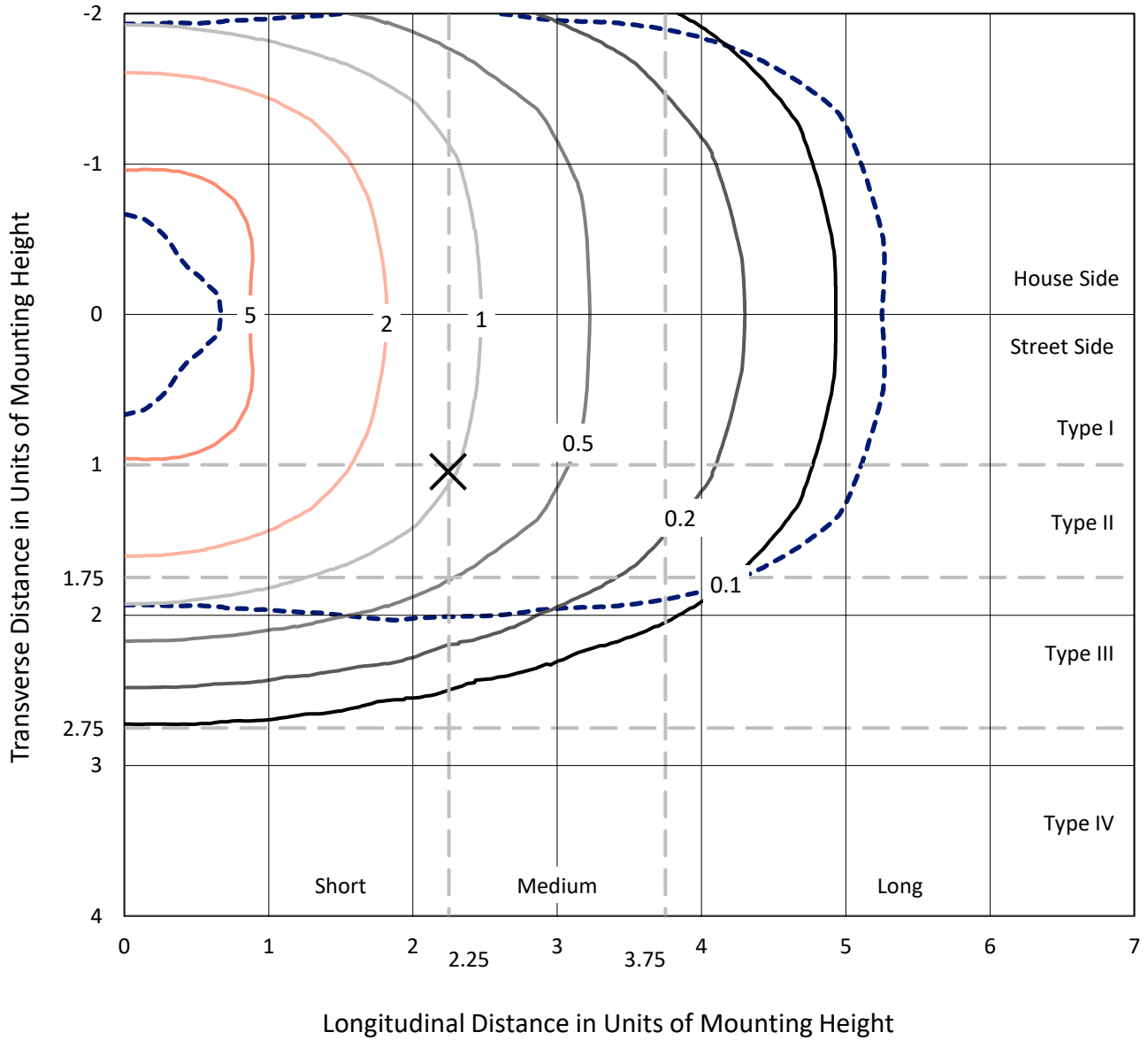
Input Watts (W): 66  
Input Voltage (V): NR  
Input Current (Ain): NR  
Voltage Rise (V): NR  
Power Factor: NR  
Total Harmonic Distortion (THDi): NR  
Frequency (hertz): 60  
Stabilization Time: NR  
Operation Time: NR  
Ambient Temperature (°C): NR  
Test Distance: 24 FT



REPORT NUMBER: P386075  
 CATALOG NUMBER: GWC-SA1D-722-U-RW

### Iso-Footcandle Lines of Horizontal Illumination

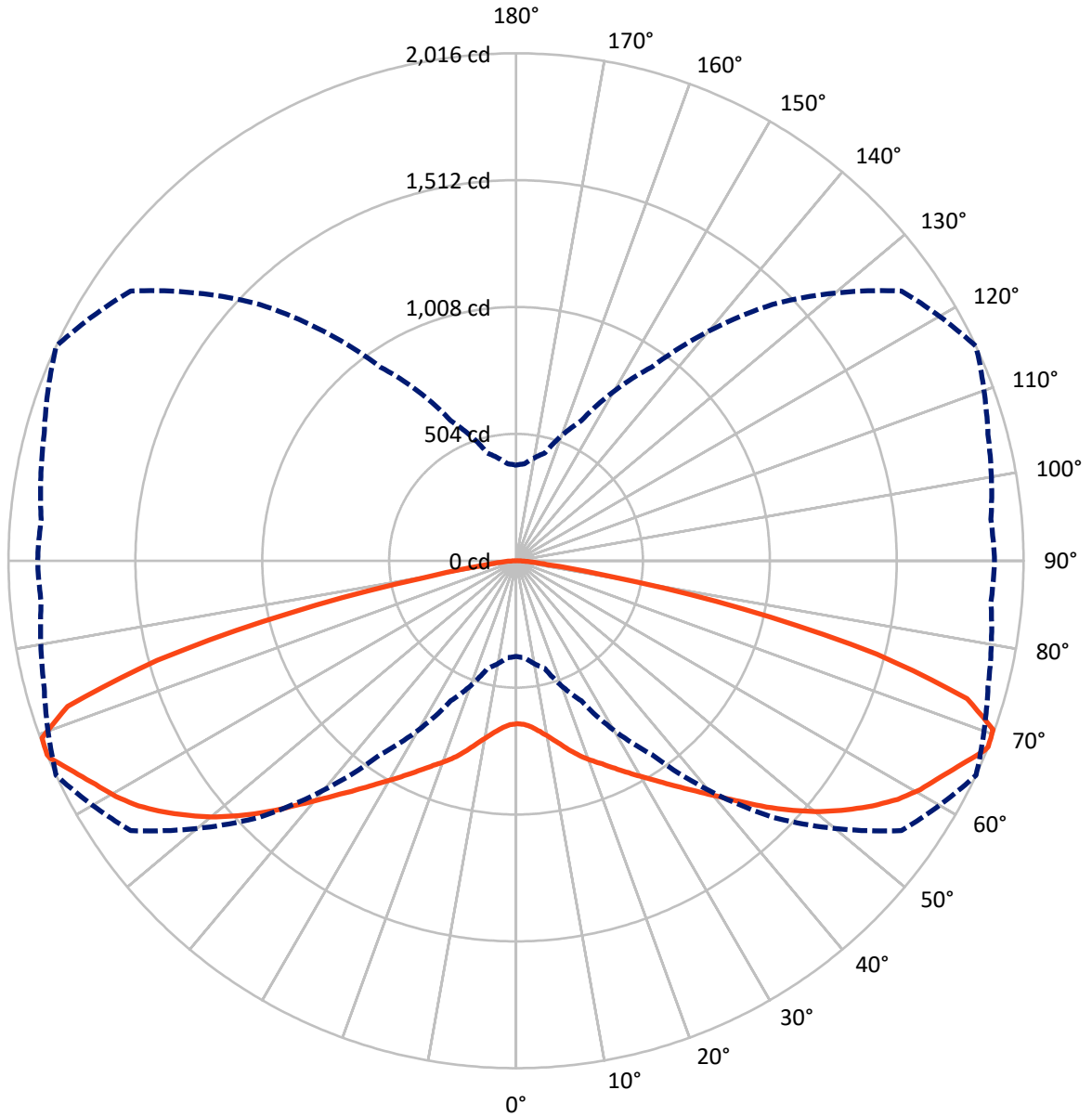
✕ Max cd  
 - - - 1/2 Max cd



Based on 10 foot mounting height. Maximum calculated value = 7.3 fc  
 Type III - Short - N/A

REPORT NUMBER: P386075  
CATALOG NUMBER: GWC-SA1D-722-U-RW

### Luminous Intensity Polar Plot



— Vertical Plane Through 65-Deg Lateral    - - - Horizontal Cone Through 68-Deg Vertical



REPORT NUMBER: P386075

CATALOG NUMBER: GWC-SA1D-722-U-RW

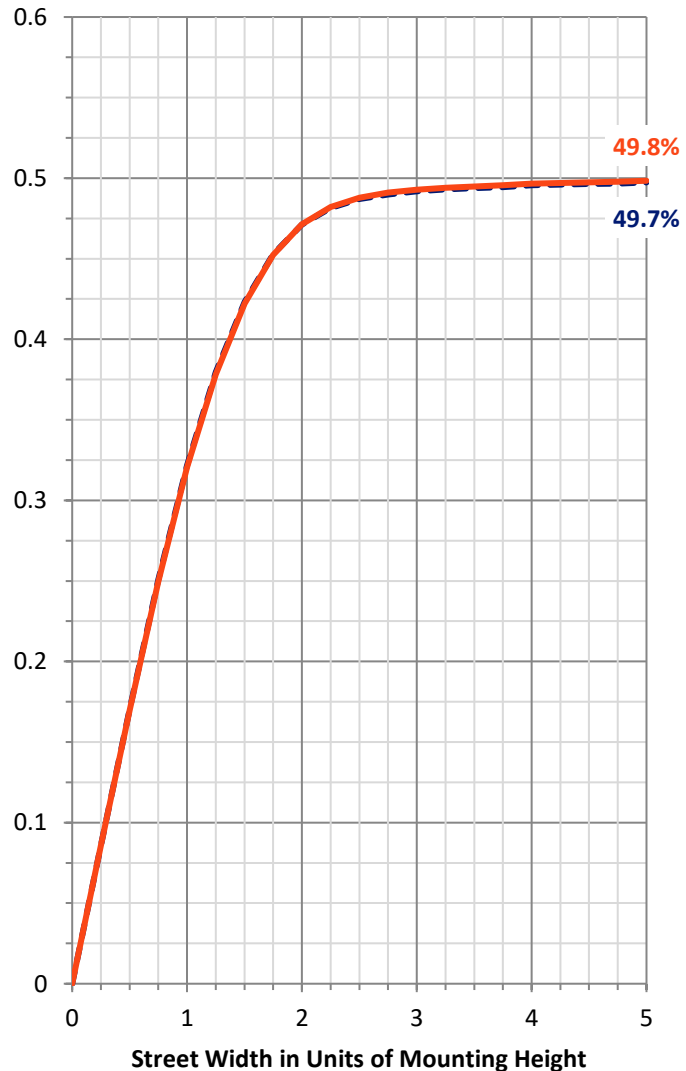
**FLUX DISTRIBUTION:**

		Downward	Upward	Total
<b>House Side</b>	Lumens	3114.0	0.0	3114.0
	% Fixture	50.0	0.0	50.0
<b>Street Side</b>	Lumens	3114.0	0.0	3114.0
	% Fixture	50.0	0.0	50.0
<b>Total</b>	Lumens	6228.0	0.0	6228.0
	% Fixture	100.0	0.0	100.0

**ZONAL LUMENS:**

Zone	Lumens	% Fixture
0°-10°	63.4	1.0
10°-20°	212.3	3.4
20°-30°	413.9	6.6
30°-40°	695.4	11.2
40°-50°	1095.6	17.6
50°-60°	1465.2	23.5
60°-70°	1424.4	22.9
70°-80°	778.6	12.5
80°-90°	79.2	1.3
90°-100°	0.0	0.0
100°-110°	0.0	0.0
110°-120°	0.0	0.0
120°-130°	0.0	0.0
130°-140°	0.0	0.0
140°-150°	0.0	0.0
150°-160°	0.0	0.0
160°-170°	0.0	0.0
170°-180°	0.0	0.0
0°-90°	6228.0	100.0
0°-180°	6228.0	100.0

**Coefficient of Utilization**



REPORT NUMBER: P386075

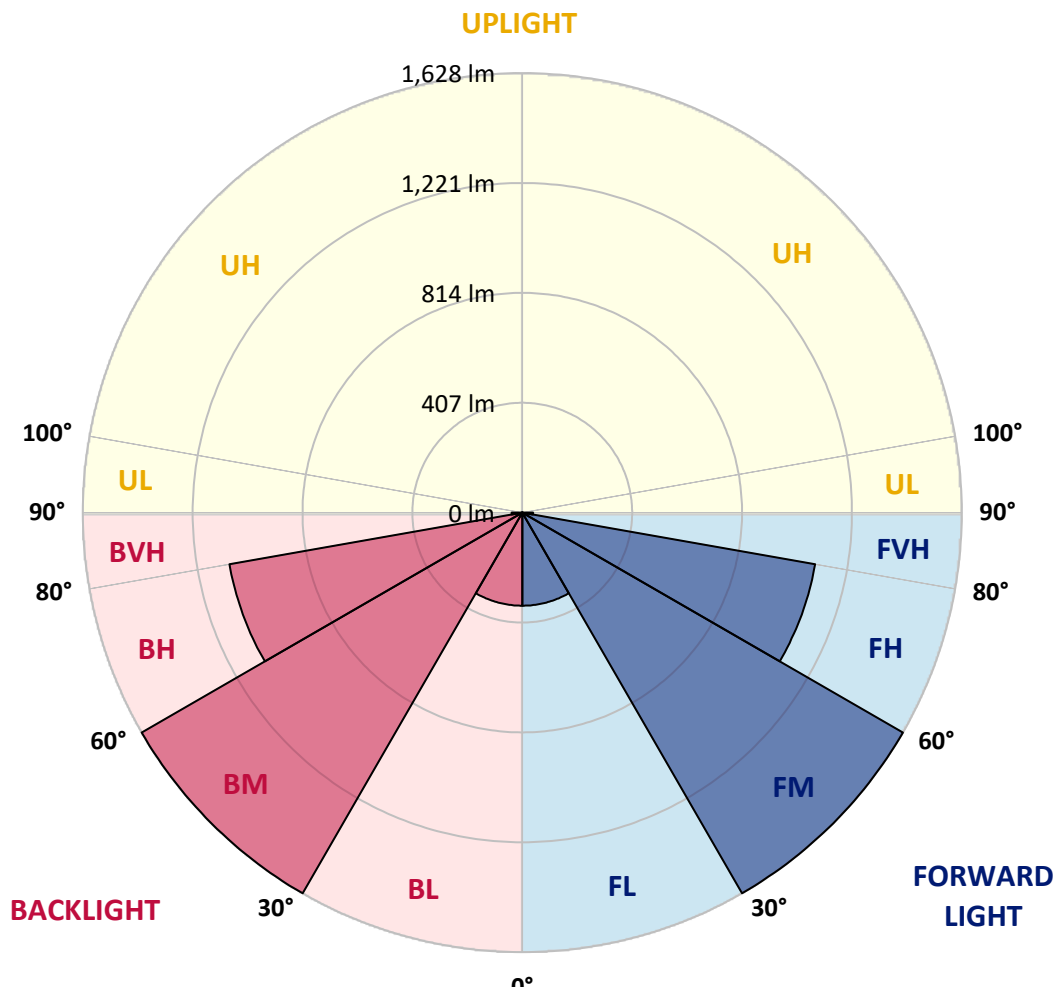
CATALOG NUMBER: GWC-SA1D-722-U-RW

**LUMINAIRE CLASSIFICATION SYSTEM LUMEN TABLE AND BUG RATING:**

Zone	Lumens	% Fixture	Zone Rating/Lumen Limit		
			B	U	G
FL (0°-30°)	344.8	5.5			
FM (30°-60°)	1628.1	26.1			
FH (60°-80°)	1101.5	17.7			G1/1800
FVH (80°-90°)	39.6	0.6			G1/100
BL (0°-30°)	344.8	5.5	B1/500		
BM (30°-60°)	1628.1	26.1	B2/2500		
BH (60°-80°)	1101.5	17.7	B3/2500		G3/2500
BVH (80°-90°)	39.6	0.6			G1/100
UL (90°-100°)	0.0	0.0		U0/0	
UH (100°-180°)	0.0	0.0		U0/0	

**BUG Rating: B3-U0-G3**

Type III Short





REPORT NUMBER: P386075

CATALOG NUMBER: GWC-SA1D-722-U-RW

**CANDELA DISTRIBUTION (FULL):**

	0°	5°	15°	25°	35°	45°	55°	65°	75°	85°	90°
0°	647.6	647.6	647.6	647.6	647.6	647.6	647.6	647.6	647.6	647.6	647.6
2.5°	643.0	643.2	644.2	645.5	646.5	649.2	649.9	650.9	651.3	652.4	652.4
5°	637.3	637.8	640.3	643.6	647.4	654.0	658.8	664.3	667.0	669.9	669.7
7.5°	636.7	637.8	641.3	646.7	653.0	664.1	674.1	684.9	692.3	698.9	698.5
10°	643.2	644.9	649.9	658.0	667.4	681.2	696.0	710.6	723.4	733.6	734.0
12.5°	653.0	655.1	663.0	675.3	689.5	707.3	724.8	741.3	758.9	774.1	775.4
15°	665.9	668.7	680.6	698.9	720.7	741.7	760.5	777.5	797.7	818.8	820.9
17.5°	685.2	688.9	704.6	729.4	758.0	781.2	800.8	813.6	830.5	852.2	856.2
20°	714.4	719.2	739.0	768.7	803.6	827.8	842.8	845.5	853.9	873.3	877.9
22.5°	752.4	756.6	778.7	814.0	853.0	879.4	887.3	876.4	875.6	891.3	895.6
25°	794.8	798.5	824.2	863.9	905.9	934.9	934.7	913.6	899.0	911.1	915.7
27.5°	842.4	848.2	872.9	914.7	959.5	988.2	986.5	953.9	926.1	929.3	933.2
30°	897.1	903.6	927.6	970.0	1014.9	1042.9	1040.8	997.8	956.0	947.6	950.6
32.5°	965.0	972.7	995.5	1037.2	1076.9	1102.2	1096.1	1045.4	991.9	973.7	976.5
35°	1046.6	1051.2	1075.2	1116.4	1148.5	1165.9	1153.1	1100.5	1037.4	1015.5	1015.5
37.5°	1129.3	1132.9	1159.8	1199.7	1230.8	1240.0	1215.2	1160.9	1097.0	1065.8	1066.5
40°	1208.7	1218.3	1248.6	1289.5	1320.2	1322.7	1289.7	1229.8	1163.2	1131.0	1134.8
42.5°	1291.6	1301.0	1337.1	1383.5	1410.6	1414.8	1376.2	1307.0	1237.9	1211.8	1216.0
45°	1365.5	1373.0	1414.8	1468.7	1502.5	1513.4	1467.6	1395.6	1318.7	1293.3	1294.3
47.5°	1417.1	1426.9	1472.8	1536.3	1585.6	1602.3	1557.4	1481.8	1398.3	1367.4	1370.1
50°	1463.9	1469.1	1515.6	1585.0	1647.6	1682.1	1643.7	1567.0	1478.7	1445.9	1448.8
52.5°	1490.0	1496.6	1541.8	1614.0	1688.1	1743.7	1720.3	1643.7	1556.4	1524.4	1528.0
55°	1471.8	1476.8	1530.9	1620.5	1713.2	1781.7	1785.2	1718.6	1632.6	1604.6	1614.6
57.5°	1389.1	1395.4	1461.4	1578.7	1716.3	1807.4	1834.1	1788.2	1703.8	1681.0	1686.9
60°	1259.8	1263.8	1334.2	1466.2	1655.4	1818.0	1865.2	1845.0	1773.5	1750.8	1758.7
62.5°	1029.5	1035.4	1119.5	1296.4	1526.5	1786.5	1895.3	1892.0	1838.5	1817.6	1824.7
65°	703.7	714.0	807.1	1030.8	1327.9	1690.0	1922.6	1946.7	1895.9	1869.6	1879.0
67.5°	425.0	432.5	499.9	680.6	1016.1	1495.4	1894.5	2008.9	1936.4	1894.0	1901.8
68°	379.9	386.7	443.1	614.2	939.9	1440.5	1868.8	2016.0	1940.8	1893.6	1900.5
70°	229.5	234.1	271.9	379.6	626.7	1142.7	1693.6	2010.1	1968.8	1899.5	1903.4
72.5°	149.5	151.0	157.2	194.8	320.1	639.0	1271.1	1873.2	2010.8	1933.5	1932.9
75°	124.3	123.4	124.0	128.4	157.9	280.2	742.8	1479.7	1916.8	1879.8	1866.7
77.5°	105.0	104.4	104.2	104.4	105.7	135.3	322.4	921.8	1466.8	1662.9	1674.6
80°	85.0	84.2	86.9	85.6	81.9	84.2	135.1	383.4	691.4	743.8	697.1
82.5°	61.8	58.7	70.4	67.0	63.9	59.3	74.6	123.8	165.0	113.2	79.6
85°	47.6	44.3	53.5	51.4	43.9	30.3	44.3	60.6	66.8	38.2	30.1
87.5°	19.4	20.5	38.6	30.5	25.7	14.6	18.2	24.2	32.6	16.3	12.5
90°	0.0	0.0	0.0	0.0	0.0	0.0	0.0	0.0	0.0	0.0	0.0

Signify Classified - Internal  
Cooper Lighting Solutions Photometric Lab  
1121 Highway 74 South  
Peachtree City, GA 30269

Scaled Data Report



Report Generated By 670245982



Signify Classified - Internal  
Cooper Lighting Solutions Photometric Lab  
1121 Highway 74 South  
Peachtree City, GA 30269

Scaled Data Report



Signify Classified - Internal  
Cooper Lighting Solutions Photometric Lab  
1121 Highway 74 South  
Peachtree City, GA 30269

Scaled Data Report



Signify Classified - Internal  
Cooper Lighting Solutions Photometric Lab  
1121 Highway 74 South  
Peachtree City, GA 30269

Scaled Data Report





--- HS — SS

Signify Classified - Internal  
Cooper Lighting Solutions Photometric Lab  
1121 Highway 74 South  
Peachtree City, GA 30269

Scaled Data Report



u

Signify Classified - Internal  
Cooper Lighting Solutions Photometric Lab  
1121 Highway 74 South  
Peachtree City, GA 30269

Scaled Data Report



(END OF REPORT)